





District Health Assessment for Multiple District 201 through April 2025

		Clubs							Membership							Member Strength		Cancellation		Reports			Finance	Leadership			
District Name	Status/ Number of Months in Status *	Active Clubs	Clubs in Status Quo	Total Clubs	% Status Quo Clubs in Financial Suspension	New Clubs	Cancelled Clubs	YTD Net Club Gain/Loss	Current Members In Active Clubs	Current Members In Status Quo Clubs	Current Total Members Count	YTD Add	YTD Drop	YTD NetGrowth (includes Active and Status Quo)	YTD NetGrowth% (includes Active and Status Quo)	Member Count 12 Months Ago	Average Member Count Per Club	% of Clubs with less than 20 members	Average Cancelled Club Age	Members Lost Due to Cancelled Clubs	% of Clubs Reporting Service	% No MMR in 3 Months	% No Officer Report in 12 months	% of Clubs with balance 90+ days	Number of Zone Chairs Recorded	Number of Region Chairs Recorded	District Officers Vacancies **
201N1	T(16)	61	0	61	0%	0	1	-1	1206	0	1206	120	116	4	0.33%	1,224	20	59%	50	0	67%	11%	0%	7%	14	0	2nd VDG
201N2		62	0	62	0%	1	4	-3	1303	0	1303	131	148	-17	-1.29%	1,348	21	55%	39	7	76%	29%	0%	13%	11	0	GMT
201N3	T(24)	54	0	54	0%	0	0	0	1070	0	1070	118	94	24	2.29%	1,069	20	52%	0	0	80%	22%	0%	0%	12	1	
201N4	T(24)	43	0	43	0%	0	2	-2	789	0	789	59	76	-17	-2.11%	858	18	70%	58	0	56%	21%	0%	0%	8	0	
201N5		83	0	83	0%	1	0	1	1872	0	1872	281	356	-75	-3.85%	1,985	23	54%	0	0	96%	31%	0%	4%	14	4	
201Q1		67	0	67	0%	0	1	-1	1377	0	1377	126	141	-15	-1.08%	1,419	21	58%	9	0	99%	39%	1%	4%	26	0	
201Q2	T(24)	63	0	63	0%	0	0	0	1030	0	1030	111	111	0	0.00%	1,005	16	68%	0	0	65%	43%	2%	0%	12	0	
201Q3		64	0	64	0%	0	2	-2	1433	0	1433	151	127	24	1.70%	1,434	22	52%	14	6	89%	19%	0%	0%	10	0	
201Q4	T(24)	59	0	59	0%	0	1	-1	952	0	952	86	101	-15	-1.55%	976	16	75%	45	0	75%	37%	2%	0%	13	1	
201C1	T(24)	54	0	54	0%	1	0	1	1097	0	1097	146	102	44	4.18%	1,085	20	56%	0	0	63%	20%	0%	15%	8	0	
201C2		58	0	58	0%	0	1	-1	1402	0	1402	126	156	-30	-2.09%	1,449	24	40%	52	8	72%	9%	0%	9%	11	0	
201T1	T(24)	45	0	45	0%	0	2	-2	893	0	893	74	104	-30	-3.25%	935	20	62%	41	16	80%	33%	0%	11%	9	2	
201V2		62	0	62	0%	0	1	-1	1266	0	1266	124	136	-12	-0.94%	1,295	20	56%	51	4	81%	18%	0%	5%	11	4	
201V3	T(24)	59	0	59	0%	1	5	-4	1031	0	1031	146	189	-43	-4.00%	1,124	17	63%	37	39	37%	15%	0%	12%	12	1	
201V5	T(13)	66	0	66	0%	0	0	0	1235	0	1235	137	139	-2	-0.16%	1,281	19	53%	0	0	97%	32%	3%	9%	9	0	
201V6	T(24)	55	0	55	0%	0	0	0	1019	0	1019	83	118	-35	-3.32%	1,052	19	60%	0	0	96%	36%	0%	0%	9	0	GMT




District Health Assessment for Multiple District 201 through April 2025

		Clubs							Membership							Member Strength		Cancellation		Reports			Finance	Leadership			
District Name	Status/ Number of Months in Status *	Active Clubs	Clubs in Status Quo	Total Clubs	% Status Quo Clubs in Financial Suspension	New Clubs	Cancelled Clubs	YTD Net Club Gain/Loss	Current Members In Active Clubs	Current Members In Status Quo Clubs	Current Total Members Count	YTD Add	YTD Drop	YTD NetGrowth (includes Active and Status Quo)	YTD NetGrowth% (includes Active and Status Quo)	Member Count 12 Months Ago	Average Member Count Per Club	% of Clubs with less than 20 members	Average Cancelled Club Age	Members Lost Due to Cancelled Clubs	% of Clubs Reporting Service	% No MMR in 3 Months	% No Officer Report in 12 months	% of Clubs with balance 90+ days	Number of Zone Chairs Recorded	Number of Region Chairs Recorded	District Officers Vacancies **
201V14	T(24)	72	0	72	0%	0	0	0	1142	0	1142	83	88	-5	-0.44%	1,161	16	74%	0	0	71%	25%	1%	1%	10	0	GST
201WA		94	0	94	0%	0	0	0	1752	0	1752	177	146	31	1.80%	1,760	19	59%	0	0	70%	34%	2%	4%	18	8	
		1121	0	1121	0%	4	20	-16	21869	0	21869	2279	2448	-169	-0.77%	22,460	20	59%	39	80	77%	27%	1%	5%	217	21	



District Health Assessment for Multiple District 202 through April 2025

		Clubs							Membership							Member Strength		Cancellation		Reports			Finance	Leadership			
District Name	Status/ Number of Months in Status *	Active Clubs	Clubs in Status Quo	Total Clubs	% Status Quo Clubs in Financial Suspension	New Clubs	Cancelled Clubs	YTD Net Club Gain/Loss	Current Members In Active Clubs	Current Members In Status Quo Clubs	Current Total Members Count	YTD Add	YTD Drop	YTD NetGrowth (includes Active and Status Quo)	YTD NetGrowth% (includes Active and Status Quo)	Member Count 12 Months Ago	Average Member Count Per Club	% of Clubs with less than 20 members	Average Cancelled Club Age	Members Lost Due to Cancelled Clubs	% of Clubs Reporting Service	% No MMR in 3 Months	% No Officer Report in 12 months	% of Clubs with balance 90+ days	Number of Zone Chairs Recorded	Number of Region Chairs Recorded	District Officers Vacancies **
202 D	T(24)	33	0	33	0%	0	0	0	978	0	978	79	68	11	1.14%	955	30	24%	0	0	61%	24%	0%	0%	8	0	2nd VDG
202 E	T(24)	40	0	40	0%	0	1	-1	1121	0	1121	138	116	22	2.00%	1,129	28	30%	36	0	65%	25%	3%	3%	0	0	GST
202 F	T(24)	39	0	39	0%	0	2	-2	1139	0	1139	58	66	-8	-0.70%	1,170	29	28%	47	0	72%	51%	0%	5%	7	1	
202 J	T(24)	33	0	33	0%	0	0	0	1140	0	1140	67	64	3	0.26%	1,150	35	15%	0	0	55%	36%	3%	0%	5	0	
202 K	T(24)	56	0	56	0%	1	2	-1	1069	0	1069	124	123	1	0.09%	1,107	19	50%	38	0	61%	34%	0%	4%	10	4	
202 L		51	0	51	0%	0	1	-1	1272	0	1272	98	122	-24	-1.85%	1,310	25	37%	62	15	61%	31%	0%	0%	9	2	
202 M	T(24)	35	0	35	0%	0	2	-2	827	0	827	60	74	-14	-1.66%	880	24	40%	61	0	60%	23%	0%	0%	9	0	
		287	0	287	0%	1	8	-7	7546	0	7546	624	633	-9	-0.12%	7,701	26	34%	49	15	62%	32%	1%	2%	48	7	



District Health Assessment for Multiple District 307 through April 2025

District Name	Status/ Number of Months in Status *	Clubs							Membership							Member Strength		Cancellation		Reports			Finance	Leadership			
		Active Clubs	Clubs in Status Quo	Total Clubs	% Status Quo Clubs in Financial Suspension	New Clubs	Cancelled Clubs	YTD Net Club Gain/Loss	Current Members In Active Clubs	Current Members In Status Quo Clubs	Current Total Members Count	YTD Add	YTD Drop	YTD NetGrowth (includes Active and Status Quo)	YTD NetGrowth% (includes Active and Status Quo)	Member Count 12 Months Ago	Average Member Count Per Club	% of Clubs with less than 20 members	Average Cancelled Club Age	Members Lost Due to Cancelled Clubs	% of Clubs Reporting Service	% No MMR in 3 Months	% No Officer Report in 12 months	% of Clubs with balance 90+ days	Number of Zone Chairs Recorded	Number of Region Chairs Recorded	District Officers Vacancies **
307 A1		123	0	123	0%	18	3	15	2968	0	2968	835	355	480	19.29%	2,566	24	41%	12	15	67%	54%	4%	16%	19	8	
307 A2		133	0	133	0%	12	4	8	4751	0	4751	948	556	392	8.99%	4,123	36	18%	4	67	85%	53%	0%	14%	28	0	
307B1		98	0	98	0%	9	2	7	2368	0	2368	506	320	186	8.52%	2,120	24	38%	8	28	89%	39%	0%	2%	16	5	
307B2		158	0	158	0%	30	4	26	4485	0	4485	1104	641	463	11.51%	3,927	28	32%	3	50	63%	41%	6%	24%	27	6	
		512	0	512	0%	69	13	56	14572	0	14572	3393	1872	1521	11.65%	12,736	28	31%	6	160	75%	47%	3%	15%	90	19	



District Health Assessment for Ident 5807 - TAHITI - UND through April 2025

Status/ District Name of Months in Status *		Clubs							Membership							Member Strength		Cancellation		Reports			Finance	Leadership			
		Active Clubs	Clubs in Status Quo	Total Clubs	% Status Quo Clubs in Financial Suspension	New Clubs	Cancelled Clubs	YTD Net Club Gain/ Loss	Current Members In Active Clubs	Current Members In Status Quo Clubs	Current Total Members Count	YTD Add	YTD Drop	YTD NetGrowth (includes Active and Status Quo)	YTD NetGrowth% (includes Active and Status Quo)	Member Count 12 Months Ago	Average Member Count Per Club	% of Clubs with less than 20 members	Average Cancelled Club Age	Members Lost Due to Cancelled Clubs	% of Clubs Reporting Service	% No MMR in 3 Months	% No Officer Report in 12 months	% of Clubs with balance 90+ days	Number of Zone Chairs Recorded	Number of Region Chairs Recorded	District Officers Vacancies **
Ident 5807 - TAHITI		1	0	1	0%	0	0	0	23	0	23	4	3	1	4.55%	22	23	0%	0	0	100%	0%	0%	0%	0	0	
		1	0	1	0%	0	0	0	23	0	23	4	3	1	4.55%	22	23	0%	0	0	100%	0%	0%	0%	0	0	



District Health Assessment for Ident 5895 - NEW CALEDONIA - UND through April 2025

Status/ District Name of Months in Status *		Clubs							Membership							Member Strength		Cancellation		Reports			Finance	Leadership			
		Active Clubs	Clubs in Status Quo	Total Clubs	% Status Quo Clubs in Financial Suspension	New Clubs	Cancelled Clubs	YTD Net Club Gain/ Loss	Current Members In Active Clubs	Current Members In Status Quo Clubs	Current Total Members Count	YTD Add	YTD Drop	YTD NetGrowth (includes Active and Status Quo)	YTD NetGrowth% (includes Active and Status Quo)	Member Count 12 Months Ago	Average Member Count Per Club	% of Clubs with less than 20 members	Average Cancelled Club Age	Members Lost Due to Cancelled Clubs	% of Clubs Reporting Service	% No MMR in 3 Months	% No Officer Report in 12 months	% of Clubs with balance 90+ days	Number of Zone Chairs Recorded	Number of Region Chairs Recorded	District Officers Vacancies **
Ident 5895 - NEW CALEDONIA		12	0	12	0%	1	0	1	195	0	195	35	19	16	8.94%	181	16	75%	0	0	92%	33%	0%	17%	0	0	
		12	0	12	0%	1	0	1	195	0	195	35	19	16	8.94%	181	16	75%	0	0	92%	33%	0%	17%	0	0	

* - District Status: P - Provisional, T - Transitional.
** - District Officers Vacancies: DG - District Governor, 1st VDG - First Vice District Governor, 2nd VDG - Second Vice District Governor.